




GROUP 62 COUPLINGS FIXED BALL

ITEM CODE DESCRIPTION



A150/2	2 HOLE TRIGG Q/R + ADJ NUT COUPLING
A150/3	3 HOLE TRIGG Q/R + ADJ NUT COUPLING
A155/2	TRIGG Q/R - 2 HOLE LESS ADJUSTER NUT
A155/3	TRIGG Q/R - 3 HOLE LESS ADJUSTER NUT
A500	RHS PLUNGER COUPLING C/W ADJ SCREW
A632	1000KG SCREW DOWN COUPLING
A648	TRIGG QUICK RELEASE COUPLING
A788	TRIGG Q/R + ADJ NUT WELD-ON COUPLING
AK7	AK7 PRESSED METAL COUPLING
B375AX	BARTLETT 95MM TRAILER KIT
B375DX	BARTLETT 95MM TRUCK KIT
B59AX	BARTLETT 127mm TRAILER KIT
B59DX	BARTLETT 127mm TRUCK KIT
FB2516	AUTO LOCK COUPLING 2 5/16"
SBCO	SUNTRAIL WELD/BOLT/LOCKABLE COUPLING
SM300	AUTO LOCK COUPLING 3"
STWF	SUNTRAIL WELDABLE COUPLING (WIDE FL.)
WF3	1.5T WESCO Q/R COUPLING
WF45	4.5T WESCO (70mm) COUPLING



GROUP 64 COUPLINGS BRAKED BALL

ITEM CODE DESCRIPTION

614010	ALKO 3T ELECTRIC COUPLING
614040	ALKO 2T HYDRAULIC COUPLING
614050	ALKO 2T MECHANICAL COUPLING
A8003	TRIGG 2T HYDRAULIC COUPLING (3/4" M/C)
A800378	TRIGG 2T HYDRAULIC COUPLING (7/8" M/C)
A8003LS	TRIGG 1T HYDRAULIC COUPLING (3/4" M/C)
A8007	TRIGG 2T MECHANICAL COUPLING
A8007LS	TRIGG 1T MECHANICAL COUPLING
A900	TRIGG 3T ELECTRIC COUPLING
W151	WESCO 3T HYDRAULIC COUPLING (7/8" M/C)




To Order: Call (03) 9772 2333 Fax: (03) 9772 4999

Email: sales@melbournetrailers.com.au



GROUP 65 COUPLINGS FIXED RING

ITEM CODE	DESCRIPTION
A760	3T FIXED 3" RING COUPLING
A790	2T O/R BODY 3" RING COUPLING
A791	2T SWIVEL 3" RING COUPLING
A795	6T FIXED 3" RING COUPLING
CO2 TE120	ROGERS 75MM EYE (12.5T) COUPLING
HYD01	HYLAND 2000KG STEEL BASE
HYD03	HYLAND 2000KG CAST O/RIDE BODY
HYD05	HYLAND 2000KG CAST ELECTRIC BODY
HYD07	HYLAND 3500KG C/ HANDBRAKE
ORAC	SWIVEL BOLT COUPLING -SUIT 4 WHEEL DRIVE
PB750	3T SWIVEL POLYBLOCK COUPLING- BODY ONLY
PB750-COM	3T SWIVEL POLYBLOCK COUPLING
PH5	5T PINTLE HOOK
TREGG	NYLON BLOCK COUPLING - 2270 KG
TREGHD	NYLON BLOCK COUPLING - 3500 KG
W590	3T PINTLE HOOK AND 50mm TOWBALL
WR17	3T SWIVEL 3" RING COUPLING
WR18	5T SWIVEL 3" RING COUPLING
WR9	5T FIXED 3" RING COUPLING
WT3544	1.5T SWIVEL COUPLING & TOWBAR UNIT-4WD
WT3844	2.0T SWIVEL COUPLING & TOWBAR UNIT-4WD



TREGG



PB750-COM

GROUP 66 COUPLINGS BRAKED RING



A790H

ITEM CODE	DESCRIPTION
A790H	2T HYDRAULIC 3"RING COUPLING - TRIGG
A790M	2T MECHANICAL 3"RING COUPLING - TRIGG
NOTE ***	ABOVE 2 ITEMS INCLUDE ANTI SWIVEL PLATES
PB700-H	TRIGG POLYBLOCK COUPLING - HYDRAULIC
PB700-M	TRIGG POLYBLOCK COUPLING - MECHANICAL
TREGGH	HYDRAULIC TREG -SUIT 4 WHEEL DRIVE
TREGGM	MECHANICAL TREG -SUIT 4 WHEEL DRIVE
WR11	2T MECHANICAL 3"RING COUPLING - WESCO
WR12	3T MECHANICAL 3"RING COUPLING - WESCO
WR14	2T HYDRAULIC 3"RING COUPLING - WESCO
WR15	3T HYDRAULIC 3"RING COUPLING - WESCO



TREGGM



PB700-H



GROUP 67 TOWBALLS

ITEM CODE	DESCRIPTION
B2516	AUTO LOCK BALL 2 5/16"
B3	AUTO LOCK BALL 3"
TB50L	50mm LOCKABLE TOWBALL (TRAILER COP)
TBC178	1-7/8" CAST TOWBALL
TBC2	2" CAST TOWBALL
TBC214	2-1/4" CAST TOWBALL
TBC50	50MM CAST TOWBALL
TBCB	BLACK TOWBALL COVERS
TBCC	CHROME TOWBALL COVERS
TBCH50	50MM CHROMED TOWBALL
TBM178	1-7/8" MACHINED TOWBALL
TBM50	50MM MACHINED TOWBALL
TBM50HD	50MM MACHINED TOWBALL - 1" SHANK (3T)
TBM50L	50MM MACHINED TOWBALL LONG SHANK
TBM70	70MM MACHINED TOWBALL (4.5T) W370
TBM95	95MM MACHINED TOWBALL (6.0T)
W370	70MM MACHINED TOWBALL (4.5T) WESCO



TB50L



TBM50

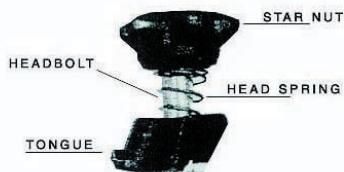


TBM70 - 1 1/2" SHANK



W370 - 1 1/4" SHANK

GROUP 68 CLAMP SETS



CS178

ITEM CODE	DESCRIPTION
50CS	CLAMP SET SPRING 1-7/8":50mm:2-1/4"
A421	1 7/8" CLAMP BOXES
A422	CLAMP SET STARNUTS (SUIT TRIGG)
A496	50mm CLAMP BOXES
A72	2 1/4" CLAMP BOXES
CS178	1-7/8" CLAMP SET
CS214	2-1/4" CLAMP SET
CS50	50mm CLAMP SET
CS50W	50mm CLAMP SET (SUIT WF1)
CSB50	50mm CLAMP BOLT
CSS	COUPLING SPANNER



CSB50



50CS



A422



A421



CSS



GROUP 71 COUPLING PARTS & ACCESSORIES

ITEM CODE	DESCRIPTION
610949	ALKO HYD BRKT-NO M/CYL
614051	BASE PLATE & LEVER - ALKO MECHANICAL
614054	ALKO 2T BODY
A385	SPINDLE FOR TRIGG COUPLING
A570	TRIGG TRIGGER (SAFETY CATCH) C/W SPR/RIV
A570C	TRIGG D HANDLE C/W TRIGGER & SPRING
A800	2T BODY -TRIGG O/R COUPLING
A800-P	2T BODY -TRIGG O/R COUPLING PLATED
A800HSH	2T HEAD & SHAFT SUIT TRIGG HYDRAULIC
A800LS	1T BODY -TRIGG O/R COUPLING
A802	TRIGG REVERSING LATCH - DRILLED
A803	MOUNTING BRACKET ASS -TRIGG 2T HYDRAULIC
A803-P	MOUNTING BRACKET ASS -TRIGG 2T HYD (PLATED)
A805	HAND BRAKE LEVER CATCH
A806	BRAKE LEVER - TRIGG HYDRAULIC
A806/A805	BRAKE LEVER + PAWL TRIGG HYDRAULIC
A807-L	BASE PLATE & LEVER -LONG RATCHET (TRIGG)
A807-LP	BASE PLATE & LEVER -LONG RATCHET (PLATED)
A807/A809	HANDBRAKE LEVER -TRIGG MECHANICAL + PAWL
A808	BASE PLATE & LEVER -TRIGG MECHANICAL
A906	H/BRAKE LEVER & PAWL -TRIGG ELECTRIC
CPL	4 HOLE COUPLING PLATE SUIT A900 / A8003
CPS-2	2 HOLE COUPLING PLATE SUIT A155 / A150
CPS-3	3 HOLE COUPLING PLATE SUIT A648 / A150
KP02	KNURLED PIN SUIT TRIGG REV.LATCH
MC1	1" MASTER CYLINDER
MC34	3/4" MASTER CYLINDER
MC78	7/8" MASTER CYLINDER
MC78BC	7/8" M/CYLINDER BOWL & CAP
MC78C	7/8" MASTER CYLINDER CAPS
P4982	3/4" MASTER CYLINDER CAPS
P5341/40	1" MASTER CYLINDER CAP & SEAL
PB701-ASS	TRIGG POLYBLOCK CAR BRACKET C/W PINS



A807-L



A805



A385



A570C



GROUP 71 COUPLING PARTS & ACCESSORIES (CONT.)

ITEM CODE	DESCRIPTION
PB702	NYLON BLOCK SUIT TRIGG COUPLING
PH5SP	SAFETY PIN SUIT PINTLE HOOK
SPR-01	SPINDLE SPRING FOR TRIGG COUPLING
SPR-06	SPRING SUIT TRIGG REV. LATCH
T601	TRIGGER,SPRING & RIVET TRIGG
TREG5001D	TREG POLYBLOCK WELD ON COUPLING
TREG5002C	MECH TREG BODY ONLY
TRG5004D	CAR BRACKET SUIT TREGG
TREGB	CAR BRACKET & PIN SUIT TREG
TREGLP	LYNCH PIN SUIT TREG 4WD COUPLING
TREGP	3/4" PIN, SPRING & LYNCH PIN SUIT TREG
TREGPB	TREG POLYBLOCK ONLY
W172	EAD ADJUSTING NUT & SCREW
W173	WESCO REVERSING LATCH (BACKING STOP)
W174	2T HEAD & SHAFT SUIT MECHANICAL O/R
W175	2T HEAD & SHAFT SUIT HYDRAULIC O/R
W176	2T HEAD SUIT HYD AND MECH
W177	2T BODY SUIT HYD AND MECH
W179	2T SHAFT SUIT HYD AND MECH
W194	3T HEAD & SHAFT SUIT HYDRAULIC O/R
W197	SPINDLE SPRING -WESCO
W198	2T COUPLING OVERRIDE SPRING
W199	1T COUPLING OVERRIDE SPRING - WESCO
W211	BASE PLATE & LEVER SUIT W154
W304	SHAFT NUT - WESCO
W305	LOCKABLE SPINDLE- WESCO
W312	3T SHAFT SUIT HYD AND MECH
W314	2T HEAD & SHAFT COMPLETE-HYD & MECH
W590B	50MM BALL TO SUIT W590
W600	WESCO D HANDLE C/W TRIGGER & SPRING
W601	TRIGGER,SPRING & RIVET WESCO
W611	CAST HANDLE ONLY

